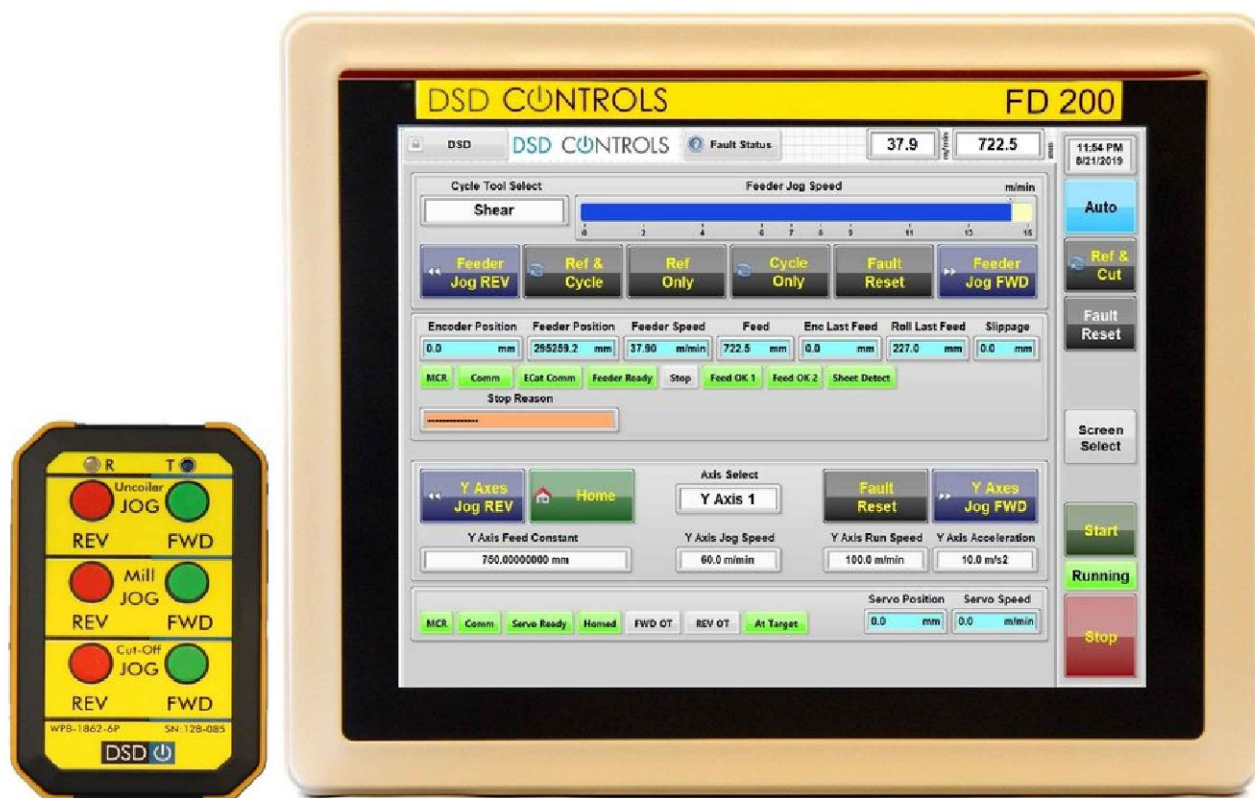


DSD Controller  
EtherCAT Master

EtherCAT Servo Drive

EtherCAT I/O

Feeder Servo Motor



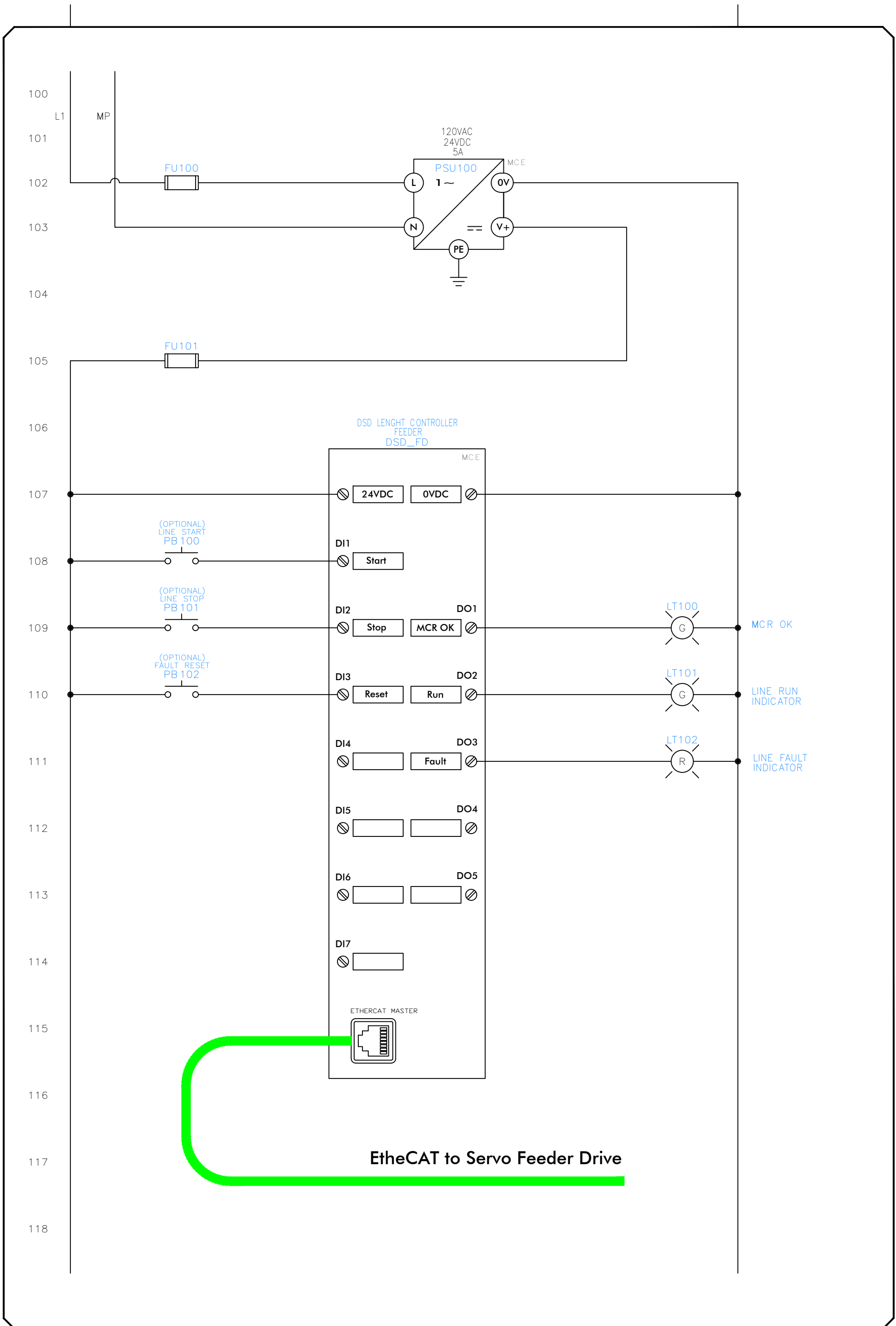
CAD DWG FILE C:\Users\Davood Moradi\Documents\Acade 2020\AeData\Proj\DSD FD\DSD-FD\FD001.dwg

|  |            |               |    |
|--|------------|---------------|----|
| DSD Feeder Controller<br>Electrical Schematics |            |               |    |
| EtherCAT Schematics                            |            |               |    |
| NO.  | DATE       | REVISION      | BY |
|  |            | <b>FD001</b>  |    |
| ENGINEER                                       | CHECKED BY | SHEET NO      |    |
| JOB NO   | DRAWN BY   | <b>1 OF 7</b> |    |
| SCALE  | DATE       |               |    |

**DSD CONTROLS.**  
A CREATIVE SOLUTION

www.dsdcontrols.com

info@dsdcontrols.com



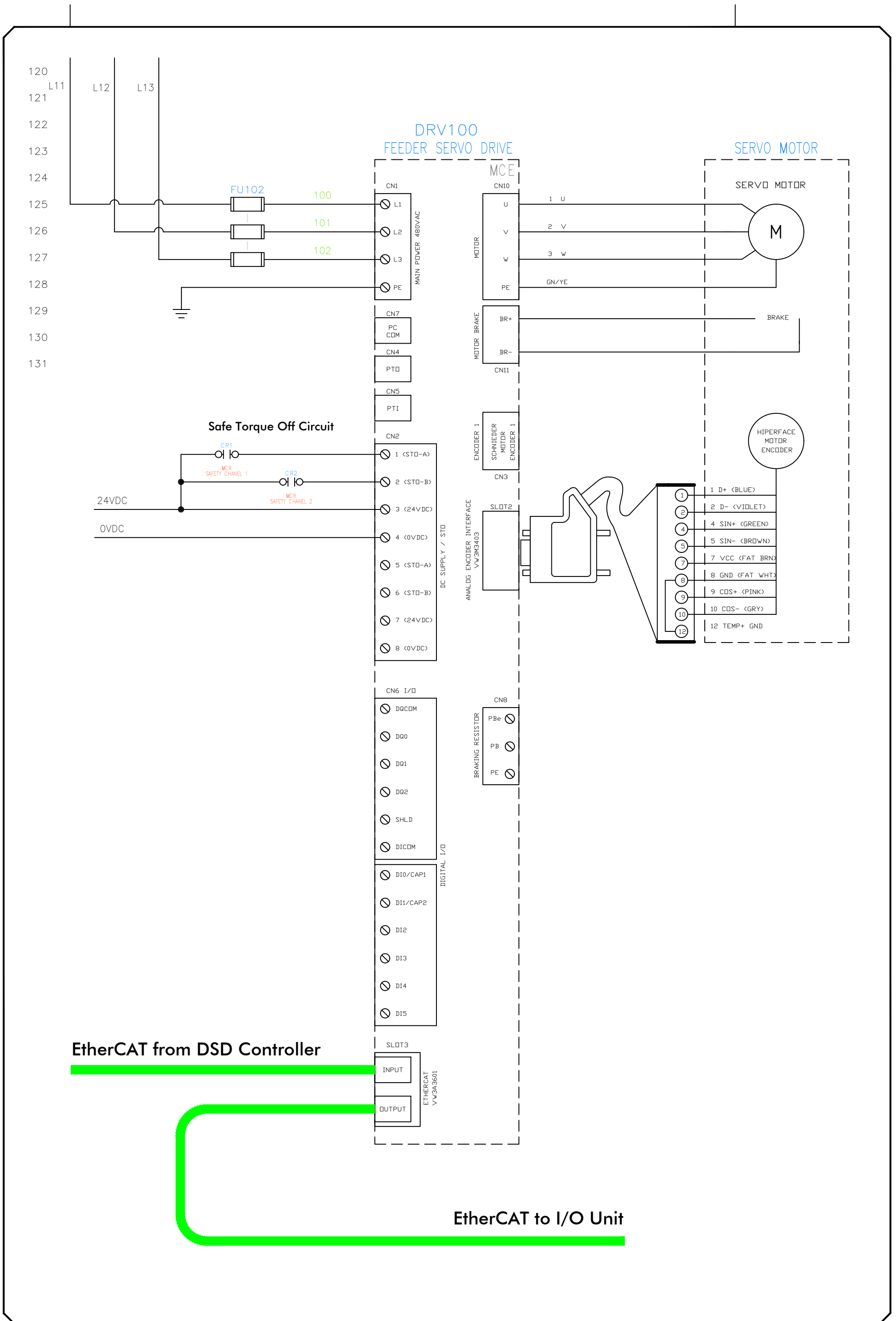
CAD DWG FILE C:\Users\Davaod Moradi\Documents\Acade 2020\AeData\Proj\DSD\_FD\DSD-FD\FD002.dwg

|  |            |          |  |      |  |          |  |    |  |
|--|------------|----------|--|------|--|----------|--|----|--|
| DSD Feeder Controller<br>Electrical Schematics |            | NO.      |  | DATE |  | REVISION |  | BY |  |
| DSD Controller                                 |            | FD002    |  |      |  |          |  |    |  |
| ENGINEER                                       | CHECKED BY | SHEET NO |  |      |  |          |  |    |  |
| JOB NO   | DRAWN BY   | 2 OF 7   |  |      |  |          |  |    |  |
| SCALE  | DATE       |          |  |      |  |          |  |    |  |

**DSD CONTROLS.**  
A CREATIVE SOLUTION

www.dsdcontrols.com

info@dsdcontrols.com



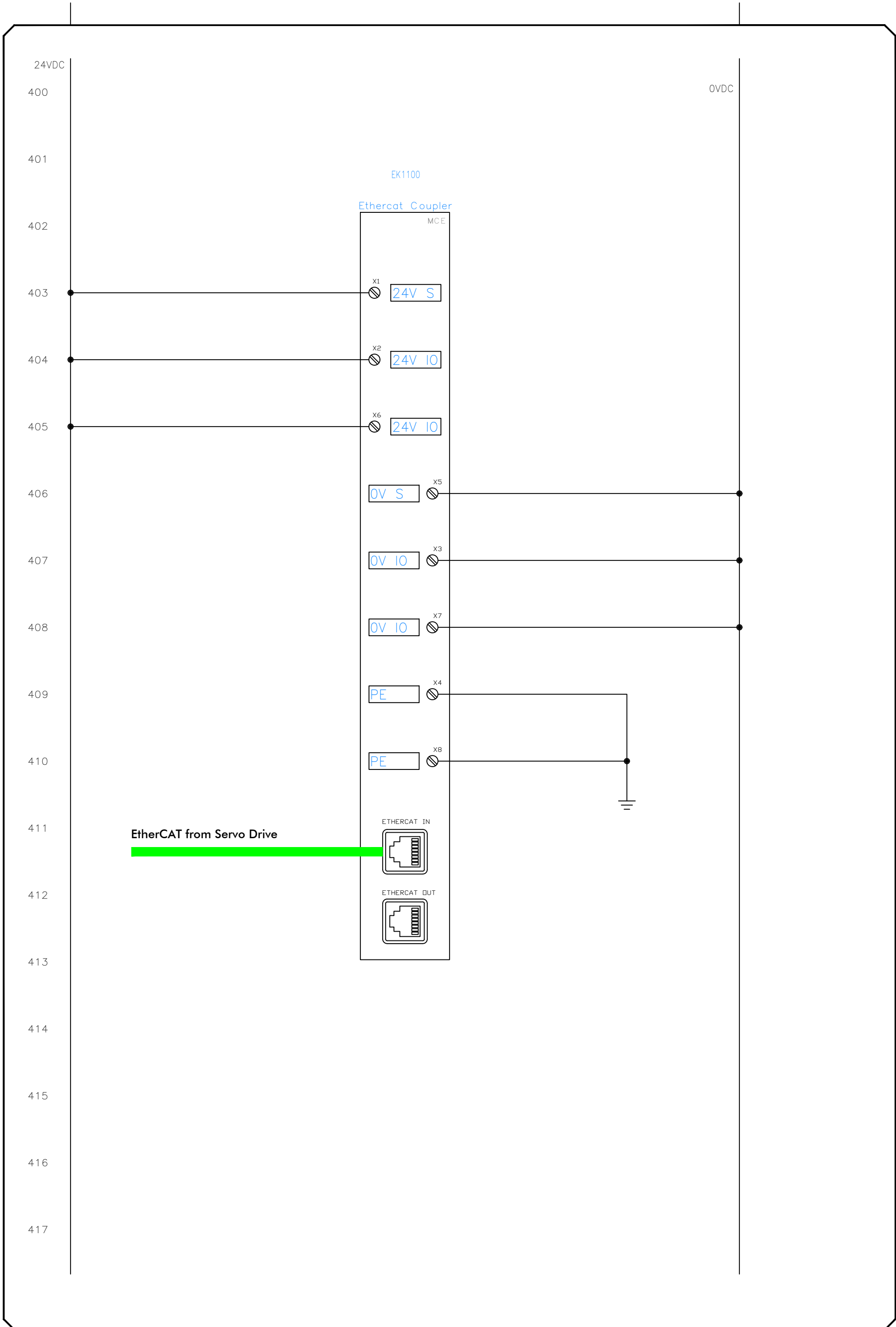
CAD DWG FILE C:\Users\Davood Moradi\Documents\Acade 2020\AeData\Proj\DSD FD\DSD-FD\FD003.dwg

|  |            |           |  |        |  |          |  |    |  |
|--|------------|-----------|--|--------|--|----------|--|----|--|
| DSD Feeder Controller<br>Electrical Schematics |            | NO.       |  | DATE   |  | REVISION |  | BY |  |
| Servo Drive                                    |            | DSD NO.   |  | FD003  |  |          |  |    |  |
| ENGINEER                                       | CHECKED BY | SHEET NO. |  | 3 OF 7 |  |          |  |    |  |
| JOB NO.  | DRAWN BY   |           |  |        |  |          |  |    |  |
| SCALE  | DATE       |           |  |        |  |          |  |    |  |

**DSD CONTROLS.**  
A CREATIVE SOLUTION

www.dsdcontrols.com

info@dsdcontrols.com



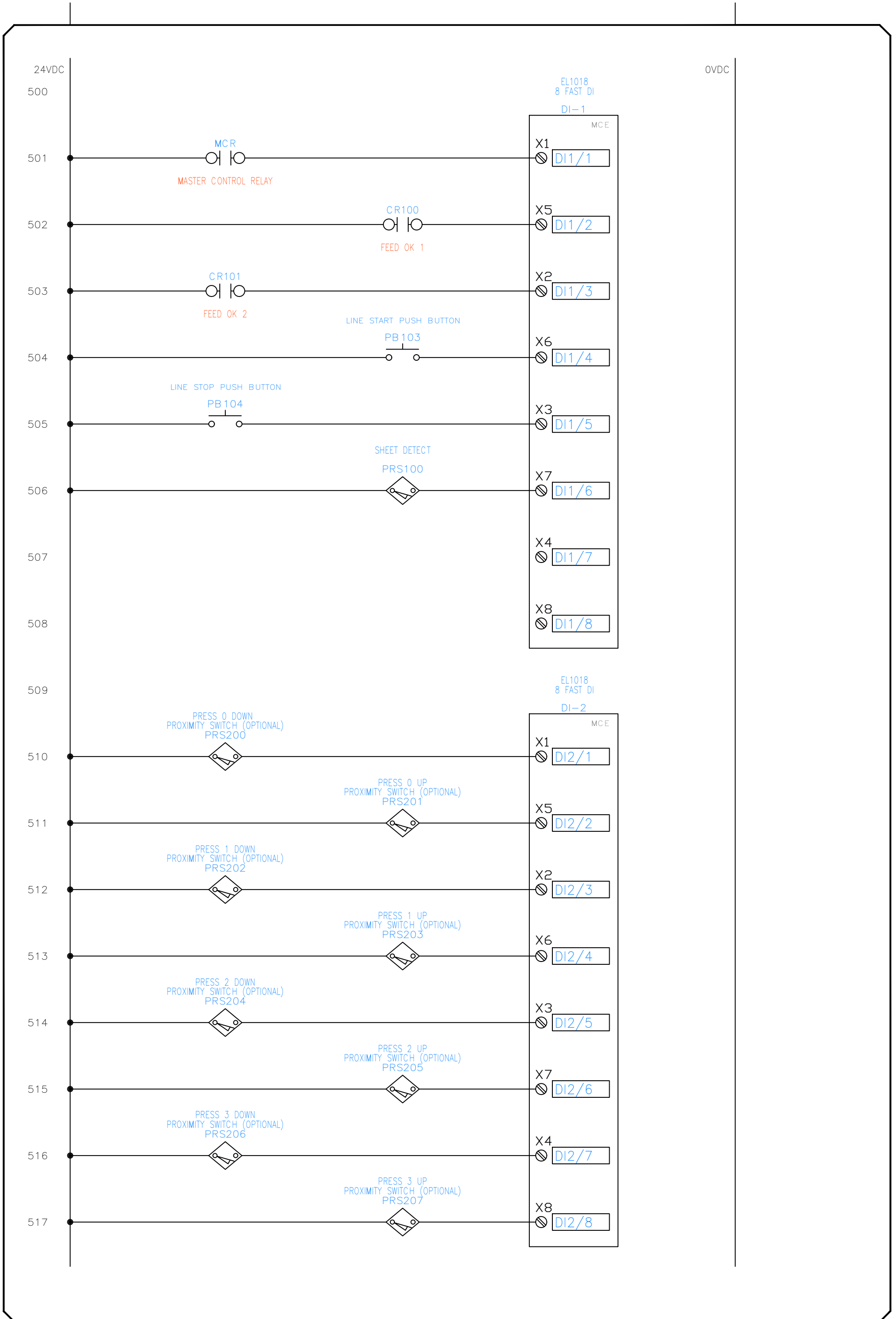
CAD DWG FILE C:\Users\Davood Moradi\Documents\Acade 2020\AeData\Proj\DSD FD\DSD-FD\FD004.dwg

|  |            |           |  |        |  |          |  |    |  |
|--|------------|-----------|--|--------|--|----------|--|----|--|
| DSD Feeder Controller<br>Electrical Schematics |            | NO.       |  | DATE   |  | REVISION |  | BY |  |
| EtherCAT Coupler (EK1100)                      |            | DWG NO.   |  | FD004  |  |          |  |    |  |
| ENGINEER                                       | CHECKED BY | SHEET NO. |  | 4 OF 7 |  |          |  |    |  |
| JOB NO.  | DRAWN BY   |           |  |        |  |          |  |    |  |
| SCALE  | DATE       |           |  |        |  |          |  |    |  |

**DSD CONTROLS.**  
A CREATIVE SOLUTION

www.dsdcontrols.com

info@dsdcontrols.com



CAD DWG FILE C:\Users\Davood Moradi\Documents\Acade 2020\AeData\Proj\DSD FD\DSD-FD\FD005.dwg

|  |            |           |  |        |          |    |
|--|------------|-----------|--|--------|----------|----|
| DSD Feeder Controller<br>Electrical Schematics |            | NO.       |  | DATE   | REVISION | BY |
| Digital Input                                  |            | DWG NO.   |  | FD005  |          |    |
| ENGINEER                                       | CHECKED BY | SHEET NO. |  | 5 OF 7 |          |    |
| JOB NO.  | DRAWN BY   |           |  |        |          |    |
| SCALE  | DATE       |           |  |        |          |    |

**DSD CONTROLS.**  
A CREATIVE SOLUTION

www.dsdcontrols.com

info@dsdcontrols.com

600  
601  
602  
603  
604  
605  
606  
607  
608  
609  
610  
611  
612  
613  
614  
615  
616  
617

EL1018  
8 FAST DI

DI-3

MCE

GAG 1 ENGAGE  
PROXIMITY SWITCH (OPTIONAL)  
PXS300

X1  
DI3/0

GAG 1 RELEASED  
PROXIMITY SWITCH (OPTIONAL)  
PXS301

X5  
DI3/1

GAG 2 ENGAGE  
PROXIMITY SWITCH (OPTIONAL)  
PXS302

X2  
DI3/2

GAG 2 RELEASED  
PROXIMITY SWITCH (OPTIONAL)  
PXS303

X6  
DI3/3

GAG 3 ENGAGE  
PROXIMITY SWITCH (OPTIONAL)  
PXS304

X3  
DI3/4

GAG 3 RELEASED  
PROXIMITY SWITCH (OPTIONAL)  
PXS305

X7  
DI3/5

GAG 4 ENGAGE  
PROXIMITY SWITCH (OPTIONAL)  
PXS306

X4  
DI3/6

GAG 4 RELEASED  
PROXIMITY SWITCH (OPTIONAL)  
PXS307


X8  
DI3/7


CAD DWG FILE C:\Users\Davood Moradi\Documents\Acade 2020\AeData\Proj\DSD FD\DSD-FD\FD006.dwg

|  |            |           |  |        |          |    |
|--|------------|-----------|--|--------|----------|----|
| DSD Feeder Controller<br>Electrical Schematics |            | NO.       |  | DATE   | REVISION | BY |
| DI (Gag Feedback)                              |            | DWG NO.   |  | FD006  |          |    |
| ENGINEER                                       | CHECKED BY | SHEET NO. |  | 6 OF 7 |          |    |
| JOB NO.  | DRAWN BY   |           |  |        |          |    |
| SCALE  | DATE       |           |  |        |          |    |

**DSD CONTROLS.**  
A CREATIVE SOLUTION

www.dsdcontrols.com info@dsdcontrols.com





CAD DWG FILE C:\Users\Davood Moradi\Documents\Acade 2020\AeData\Proj\DSD FD\DSD-FD\FD007.dwg

|  |            |                         |  |
|--|------------|-------------------------|--|
| DSD Feeder Controller<br>Electrical Schematics |            | NO. DATE REVISION BY    |  |
| Digital Output                                 |            | DWG NO. <b>FD007</b>    |  |
| ENGINEER                                       | CHECKED BY | SHEET NO. <b>7 OF 7</b> |  |
| JOB NO.  | DRAWN BY   |                         |  |
| SCALE  | DATE       |                         |  |

**DSD CONTROLS.**  
A CREATIVE SOLUTION

www.dsdcontrols.com

info@dsdcontrols.com